


Area: Employment and unemployment

## In the first quarter of 2019, the employment rate for the working age population (15-64 years) was 64.2%, decreasing as against the one recorded during the previous quarter

- In the first quarter of 2019, the employment rate<sup>1</sup> for the population aged 20-64 years was 69.2%, at a distance of 0.8 percentage points of the national target of 70% established in the context of the Strategy Europe 2020.
- In the first quarter of 2019, the economically active population of Romania was 8852 thousand persons, out of which 8488 thousand were employed persons and 364 thousand unemployed persons.

**Population categories in the first quarter of 2019**

- thou. persons -



\* Including military staff and assimilated and the persons working in underground economy.

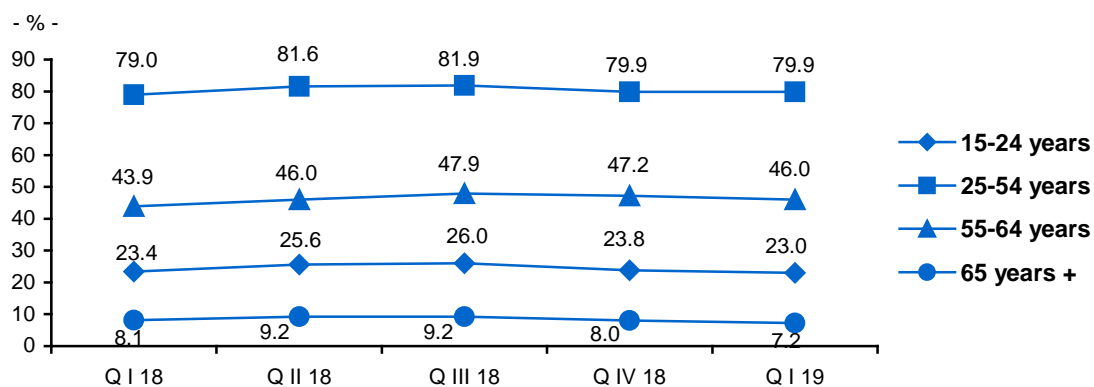
\*\* Other categories: employers, self-employed persons, contributing family worker, members of agricultural holdings or non agricultural co-operatives.

\*\*\* According to the standards of International Labour Office (ILO).

In the first quarter of 2019, the employment rate for the working age population (15-64 years) was 64.2%, decreasing as against the one recorded during the previous quarter by 0.3 percentage points. The employment rate was higher for men (72.4% as against 55.7% for women) and for residents in the urban area (65.8% as against 62.1% in rural area).

The employment rate for youth (15-24 years) was 23.0%.

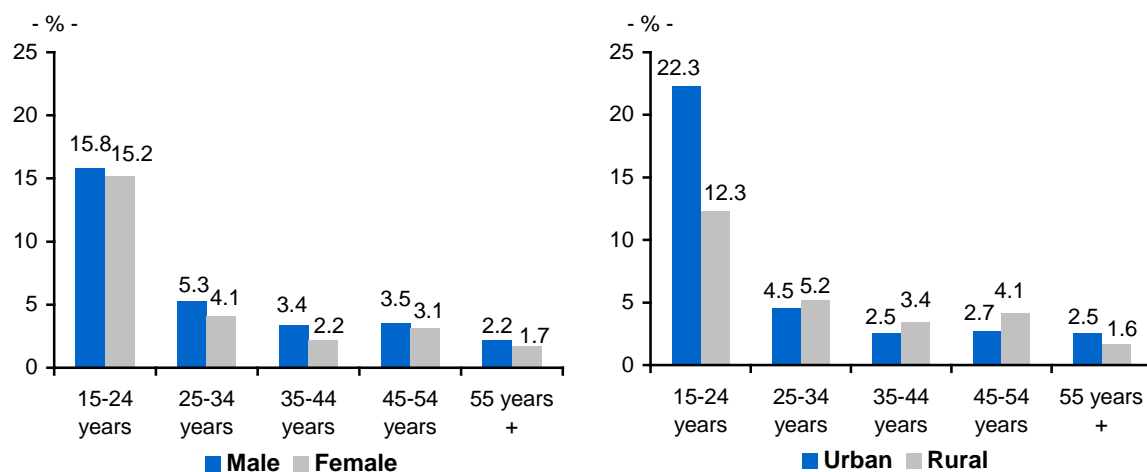
## Evolution of employment rate for population aged 15 years and over, by age groups



[Chart data \(xls\)](#)

Unemployment rate<sup>2</sup> in the first quarter of 2019 was 4.1%, the same value as the one recorded for the previous quarter.

## Unemployment rate by age groups, sex and area, in the first quarter of 2019



[Chart data \(xls\)](#)

By sex, the gap between the two unemployment rates was 1.1 percentage points (4.6% for men as against 3.5% for women), while by residential areas it was 0.7 percentage points (4.5% for rural area, as against 3.8% for urban area).

By age groups, the unemployment rate reached the highest level (15.6%) among young persons (15-24 years).

### Additional information:

<sup>1</sup> **The employment rate** represents the weight of employment from the age group x in total population belonging to the same age group x.

<sup>2</sup> **The unemployment rate** represents the weight of unemployed persons in total economically active population.

For an accurate interpretation of the indicators, please see the [Methodological explanations](#).

The main indicators of labor force participation of the population are shown in [Annex](#).

The next press release about the data for the Q II 2019 is to be issued on Thursday, the 26<sup>th</sup> of September, 2019.

Press release archive: <http://www.insse.ro/cms/en/comunicate-de-pres-a-view>.

**Communication Department**

e-mail: [birou presa@insse.ro](mailto:birou presa@insse.ro)

Tel: +4021 3181869