


Area: Employment and unemployment

## In the first quarter of 2018, the employment rate for the working age population (15-64 years) was 63.1%, decreasing as against the one recorded during the previous quarter

- In the first quarter of 2018, the employment rate<sup>1</sup> for the population aged 20-64 years was 68.0%, at a distance of 2.0 percentage points of the national target of 70% established in the context of the Strategy Europe 2020.
- In the first quarter of 2018, the economically active population of Romania was 8891 thousand persons, out of which 8477 thousand were employed persons and 414 thousand unemployed persons.

Population categories in the first quarter of 2018

- thou. persons -



\* Including military staff and assimilated and the persons working in underground economy.

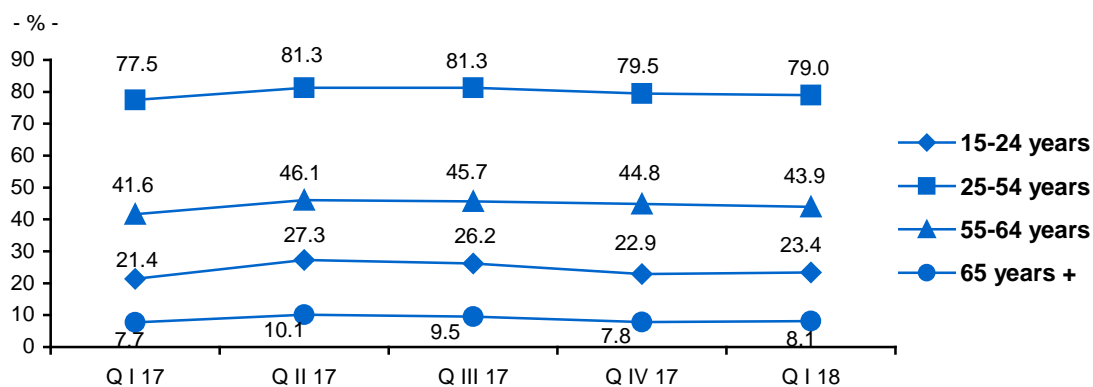
\*\* Other categories: employers, self-employed persons, contributing family worker, members of agricultural holdings or non agricultural co-operatives.

\*\*\* According to the standards of International Labour Office (ILO).

In the first quarter of 2018, the employment rate for the working age population (15-64 years) was 63.1%, decreasing as against the one recorded during the previous quarter by 0.3 percentage points. The employment rate was higher for men (71.0% as against 54.9% for women) and for residents in the urban area (64.9% as against 60.7% in rural area).

The employment rate for youth (15-24 years) was 23.4%.

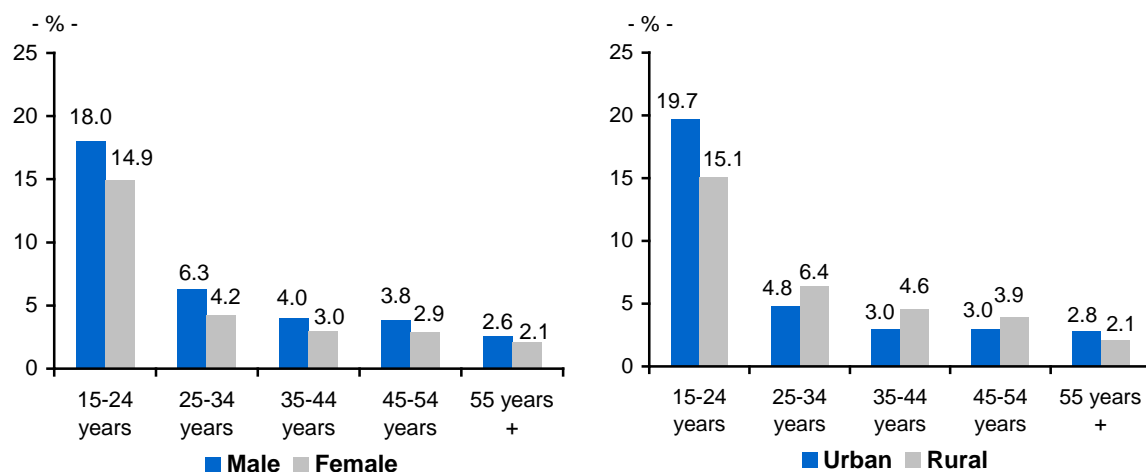
## Evolution of employment rate for population aged 15 years and over, by age groups



[Chart data \(xls\)](#)

Unemployment rate<sup>2</sup> in the first quarter of 2018 was 4.7%, the same value as the one recorded for the previous quarter.

## Unemployment rate by age groups, sex and area, in the first quarter of 2018



[Chart data \(xls\)](#)

By sex, the gap between the two unemployment rates was 1.5 percentage points (5.3% for men as against 3.8% for women), while by residential areas it was 1.2 percentage points (5.3% for rural area, as against 4.1% for urban area).

By age groups, the unemployment rate reached the highest level (16.8%) among young persons (15-24 years).

### Additional information:

<sup>1</sup> **The employment rate** represents the weight of employment from the age group x in total population belonging to the same age group x.

<sup>2</sup> **The unemployment rate** represents the weight of unemployed persons in total economically active population. For an accurate interpretation of the indicators, please see the [Methodological explanations](#).

The main indicators of labor force participation of the population are shown in [Annex](#).

The next press release about the data for the Q II 2018 is to be issued on Wednesday, the 26<sup>th</sup> of September, 2018.

Press release archive: <http://www.insse.ro/cms/en/comunicate-de-pres-a-view>.

**Communication Department**

e-mail: [birou presa@insse.ro](mailto:birou presa@insse.ro)

Tel: +4021 3181869