

Domain: Tourism

THE CAPACITY OF TOURIST ACCOMMODATION ON JULY 31, 2019

	July 31, 2018 ^{*)}		July 31, 2019		2019 compared to 2018 %	
	Establishments	Places	Establishments	Places	Establishments	Places
	number	thousands	number	thousands		
Total	8453	353.8	8402	356.6	99.4	100.8
Hotels	1636	197.2	1625	199.9	99.3	101.4
Hostels	319	14.2	323	13.7	101.3	96.5
Motels	231	8.9	219	8.6	94.8	96.6
Tourist villas	695	16.6	709	16.7	102.0	100.6
Tourist chalets	231	6.4	222	6.2	96.1	96.9
Tourist boarding houses	1709	35.8	1669	35.2	97.7	98.3
Agro-tourism boarding houses	2821	48.6	2800	49.1	99.3	101.0
Bungalows	533	3.7	557	3.8	104.5	102.7
Other type	278	22.4	278	23.4	100.0	104.5

Note: Data refer to the establishments with an accommodation capacity of 5 beds at least, authorized/classified by the Ministry of Tourism and are given in the .xls file attached to the press release; the category "Other type" includes inns, camp-sites, tourist halts, holiday villages, school and pre-school camps, tourist cottages, ship accommodation places.

^{*)} Data rectified as compared to those previously published.

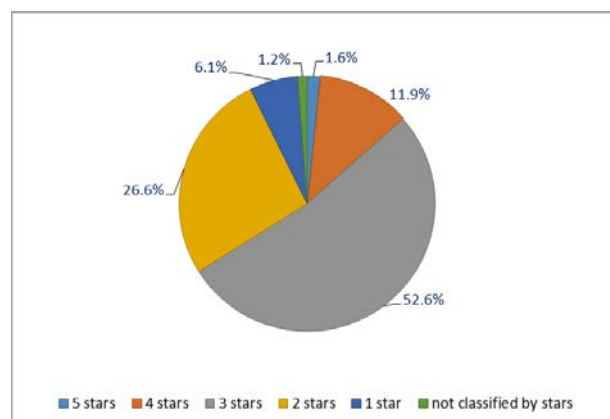
76.8% of the hotels were classified with 3 and 4 stars

Most of the hotels were classified as 3 star hotels (53.5% of the total hotels), 4 star hotels (23.3%) and as 2 star hotels (18.6%). The number of 5 star hotels was 38 (2 more compared to July 31, 2018).

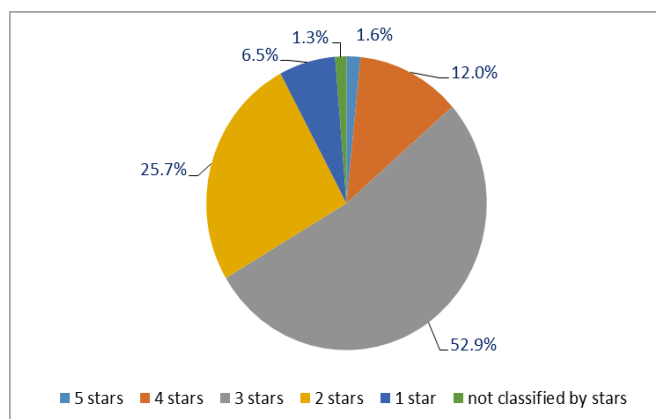
Out of the total number of hotel places, 46.1% were in 3 star hotels, 27.3% in 4 star hotels, 20.7% in 2 star hotels, 4.2% in 5 star hotels, 1.6% in 1 star hotels and 0.1% in hotels not classified by stars.

On July 31, 2019 there were 107 establishments of tourist reception with functions of tourist accommodation non-classified by stars (compared to 102 on the same date of the previous year), most of them being school and pre-school camps (48.6% of the total in 2019). Out of the 1625 hotels operational on July 31, 2019, a number of 2 hotels, with a total number of 158 places, were not classified by stars.

Total tourist accommodation establishments by classification category on July 31, 2018



Total tourist accommodation establishments by classification category on July 31, 2019



Out of the establishments of tourist reception with functions of tourist accommodation, 27.9% were in mountain resorts, 18.3 % were in the Municipality of Bucharest and in the county capital cities (Tulcea town excluded), 10.1% were in the Riviera resorts (Constanța town excluded), 7.1% were in the spa resorts and 3.0% in the Danube Delta (Tulcea town included) and 33.6% were in other touristic localities and paths.

Constanța County concentrated the highest number of establishments of tourist accommodation

The first seven counties, ranked by the total number of existing establishments of tourist accommodation were as follows: Constanța (934 accommodation establishments), Brașov (930), Suceava (469), Harghita (420), Mureș (337), Cluj (334) and Prahova (330).

Constanța County held the highest weight (24.8%) in the total rooms existing in the establishments of tourist accommodation (the rooms in cottages excluded).

Out of the total number of existing tourist accommodation places, Constanța County held 25.2%, Brașov County 8.3%, followed by the Municipality of Bucharest with 6.2%, Bihor County with 3.8%, Prahova, Vâlcea and Suceava Counties (3.5% each) and Cluj County with 3.3%, etc.

[\(Additional information on the number of establishments, rooms and accommodation places at territorial level are to be found in the .xls file attached to the Press Release\).](#)

Hotels had the largest tourist accommodation capacity

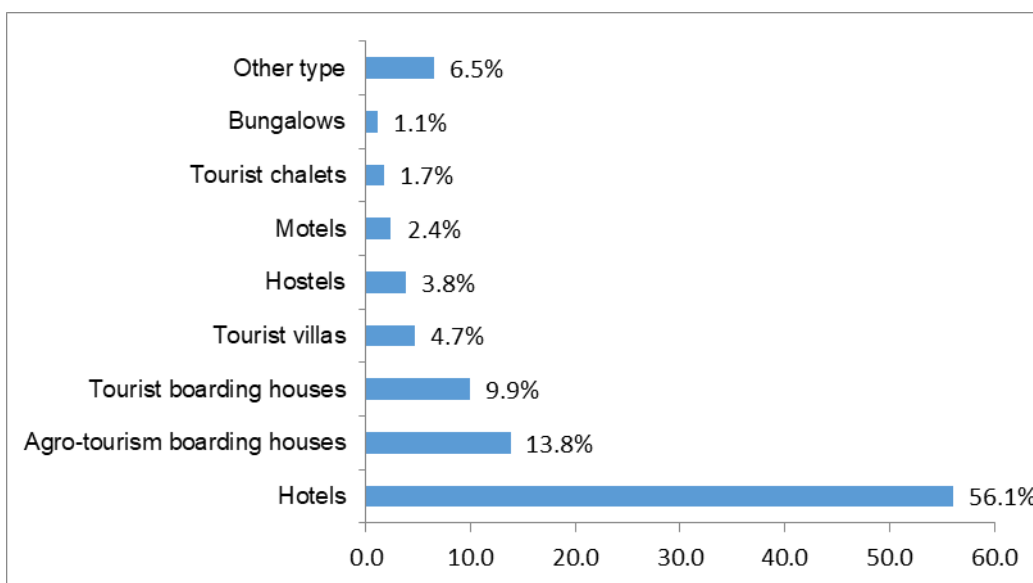
Out of the total 162.9 thousand rooms existing in the establishments of tourist reception with functions of tourist accommodation operational on July 31, 2019 (the rooms in cottages excluded), 99.7 thousands (61.2%) were in hotels. In 2019, the number of rooms increased with 1102 in hotels, with 217 in agro-tourism boarding houses and with 106 in tourist villas.

The number of tourist accommodation places operational on July 31, 2019 was 356.6 thousands. Most of places, 199.9 thousands, were in hotels, followed by agro-tourism boarding houses with 49.1 thousand places, tourist boarding houses with 35.2 thousand places, tourist villas with 16.7 thousand places and hostels with 13.7 thousand places.

By the operating mode of the establishments of tourist reception with functions of tourist accommodation, 76.7% of the total rooms were in permanent establishments of tourist accommodation.

The rooms with bath or shower accounted for 96.6% of the total rooms (the rooms in cottages excluded). In the school and pre-school camps, 59.5% of the rooms were without bath or shower.

Structure of tourist accommodation places by type of establishment of tourist reception with functions of tourist accommodation, existent on July 31, 2019 (%)

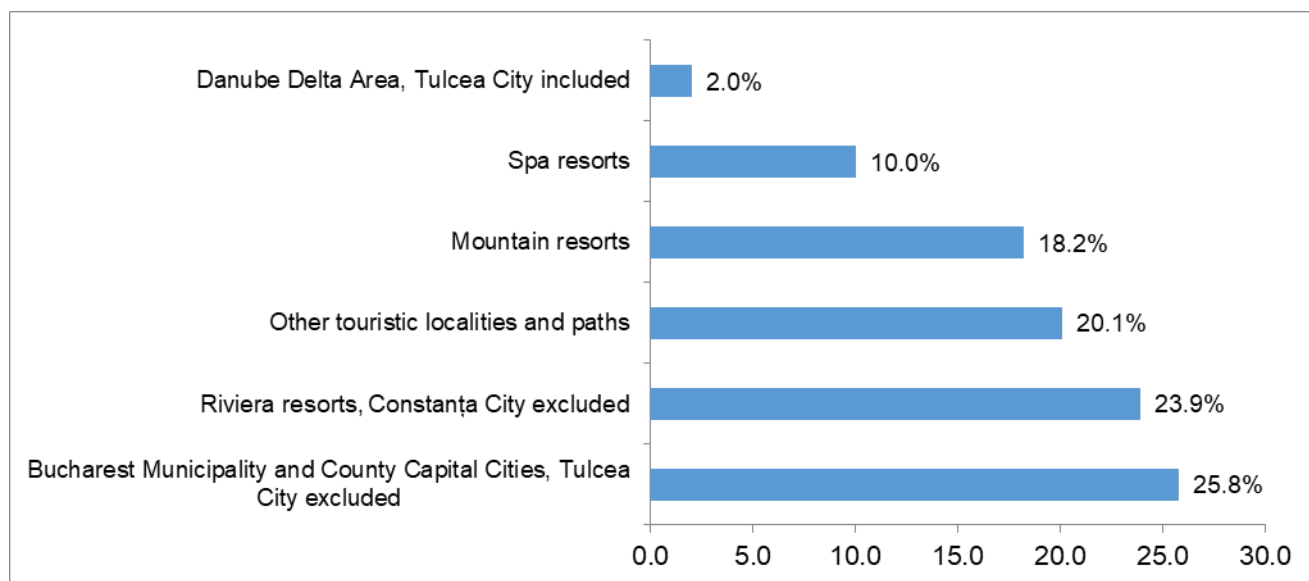


*) Graph data are given in the xls file attached to the press release on the homepage

Bucharest area and the county capital cities, Tulcea town excluded, offered the highest number of accommodation places

By tourist areas, out of the total number of places, 92.0 thousands were in "Bucharest and the county capital cities, Tulcea town excluded ", 85.1 thousands were in "Riviera resorts, Constanța city excluded ", 71.8 thousands in "other touristic localities and paths", 64.8 thousands in "mountain resorts", 35.6 thousands in "spa resorts" and 7.2 thousands in the area "Danube Delta, Tulcea town included".

Structure of tourist accommodation places, by tourist areas, in the establishments of tourist reception with functions of tourist accommodation, existent on July 31, 2019 (%)



*) Graph data are given in the xls file attached to the press release on the homepage

Additional Information:

Methodological notes

Establishment of tourist reception with functions of tourist accommodation means any construction or arrangement that permanently or seasonally provides accommodation or other services for tourists.

The tourist accommodation capacity existent (installed) represents the number of accommodation places of tourist use registered in the latest reception, approval and classification act of the establishment of tourist reception with functions of tourist accommodation, additional beds that can be installed if needed excluded.

The number of places is determined for the establishments of tourist reception with functions of tourist accommodation existent on July 31st, in operation.

Data source: the statistical survey concerning the "Tourist accommodation capacity existent on July 31st"; this statistical survey addresses all the establishments of tourist reception with an accommodation capacity of 5 bed places at least, operational on July 31, 2019 and which are authorised (classified) by the Ministry of Tourism.

The nomenclature of accommodation establishments was built up based on the list of authorised accommodation establishments downloaded from the Ministry of Tourism website on July 5, 2019. The list included 14279 establishments, out of which:

- the apartments and rooms intended for rental were excluded, since these are subject to another statistical survey (about 3700);
- about 380 units were excluded based on the results of previous statistical surveys, being identified either double registrations or units disestablished or whose destination was changed;
- 1042 units subject to survey were in capital repairs at the time of carrying out the survey and 320 units refused to respond the survey.

The next press release on the Tourist accommodation capacity will be issued on October 22, 2020.

For additional information, kindly see the statistical publication "Tourist accommodation capacity existent on July 31, 2019", date of issue October 30, 2019 and the on line TEMPO database of the NIS (date of issue November 28, 2019).

The archive of the press releases: <http://www.insse.ro/cms/en/comunicate-de-presa-view>

Directorate of Communication

e-mail: birou presa@insse.ro

Tel: +4021 3181869