


Area: Employment and unemployment

In the fourth quarter of 2015, the employment rate for working age population (15-64 years) was 61.4%, decreasing as against the one recorded during previous quarter.

- In the fourth quarter of 2015, the employment rate for population aged 20-64 years was 66.1%, at a distance of 3.9 percentage points of the national target of 70% established in the context of the Strategy Europe 2020.
- In the fourth quarter of 2015, the economically active population of Romania was 9085 thousand persons, out of which 8483 thousand were employed persons and 602 thousand were unemployed persons.

Population categories in the fourth quarter of 2015
- thousand persons -



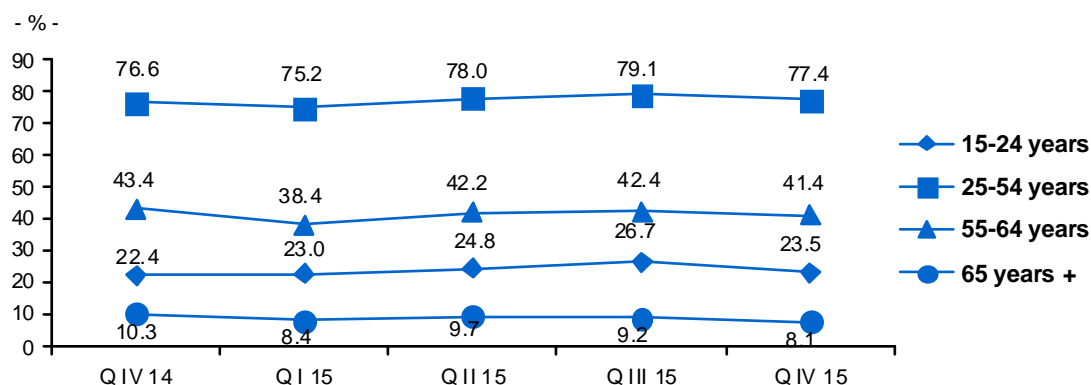
* Including military staff and assimilated and the persons working in underground economy.

** Other categories: employers, self-employed persons, contributing family workers, members of an agricultural holding or of a non agricultural co-operative

In the fourth quarter of 2015, the employment rate for working age population (15-64 years) was 61.4%, decreasing as against the one recorded during previous quarter (1.8 percentage points). The employment degree was higher for men (69.7% as against 52.9% for women) and for residents from urban area (62.2% as against 60.4% in rural area).

The employment rate for youth (15-24 years) was 23.5%.

Evolution of employment rate for population aged 15 years and over, by age groups

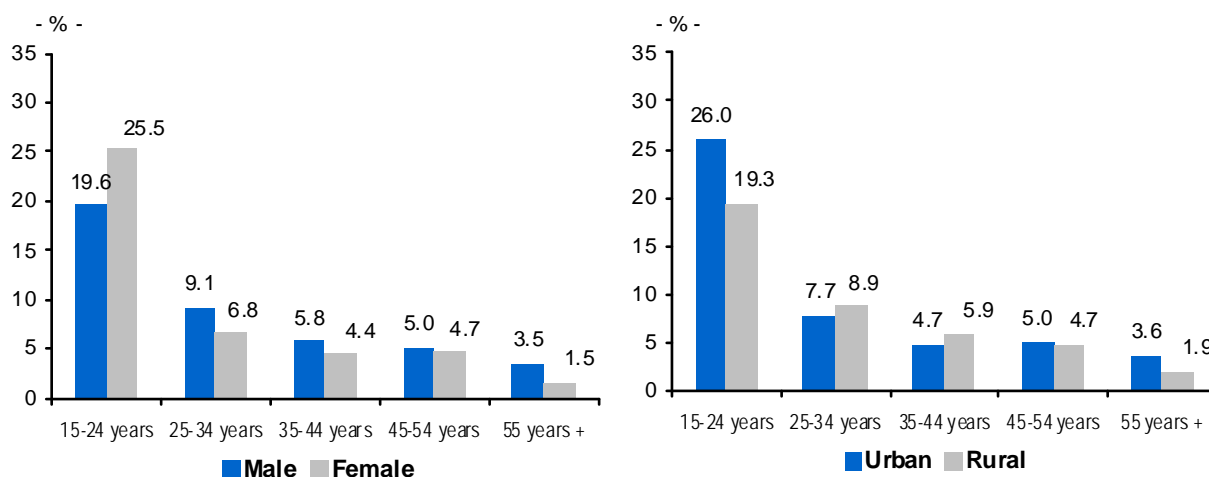


Note: Data were estimated based on resident population

[Chart data \(xls\)](#)

Unemployment rate in the fourth quarter of 2015 was 6.6%, easy increasing as compared to the previous quarter (6.5%).

Unemployment rate by age groups, sex and area, in the fourth quarter of 2015



[Chart data \(xls\)](#)

By sex, the gap between the two unemployment rates was 1.3 percentage points (7.2% for men as against 5.9% for women), while by residential area it was 0.3 percentage points (6.5% for urban area, as against 6.8% for rural area).

The unemployment rate reached the highest level (21.8%) among young persons (15-24 years).

Additional information:

For an accurate interpretation of the indicators, please see the [Methodological explanations](#).

The main indicators of labour force participation of the population are shown in [Annex](#).

The next press release about the data for the Q I 2016 is to be issued on Thursday, the 30th of June, 2016.

Press release archive: <http://www.insse.ro/cms/en/content/press-releases>.

Communication Department

e-mail: birou presa@insse.ro

Tel: +4021 3181869