

PRESS RELEASE

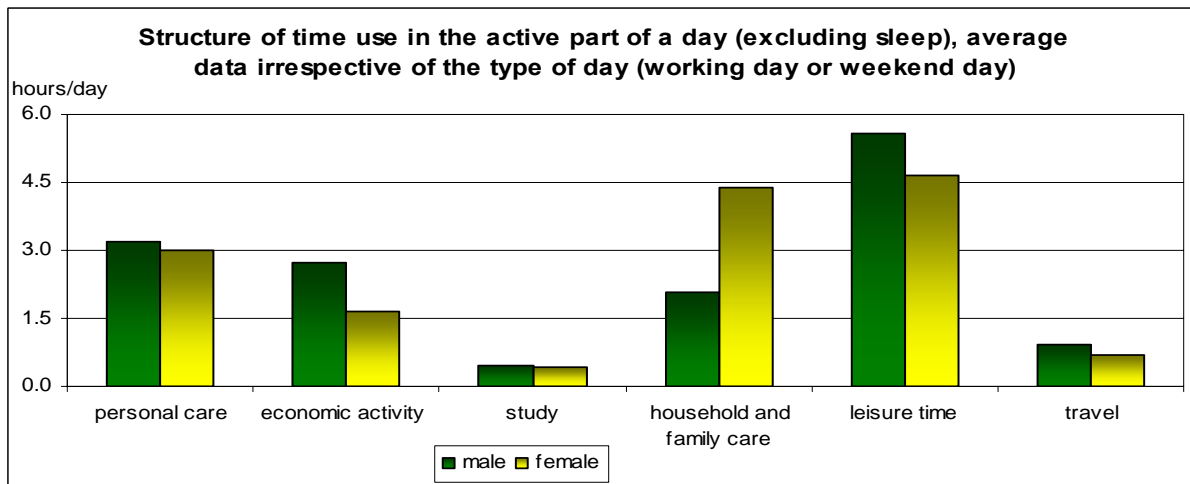
No. 307 of December 20, 2013

Time use in Romania

*Statistical survey on time use (TUS), carried out in households during **september 2011 - september 2012***

For a correct reading of the results, please see Methodological specifications at page 3 of the current Press release

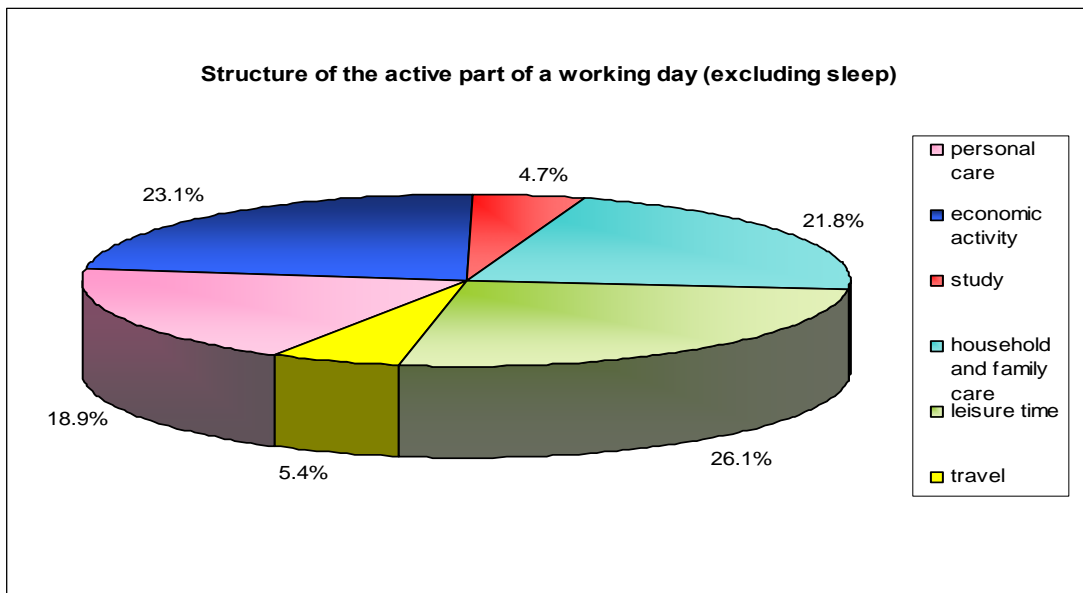
During the week the **population in Romania aged 10 years and over has less daily leisure time** with 2:11 hours, as compared with the weekend days (4:01 hours, as compared with 6:12 hours in the weekend days). Compared to men, women have less daily leisure time, both in the weekend days and in the working days (3:40 hours, as compared with 4:23 hours in the working days, respectively 5:41 hours, as compared with 6:46 hours in the weekend days). **Regardless the period of the week** (working day or weekend day), women spend with household and family care more daily time than men (on average with 2:19 hours) and men work with 1:03 hours more than women. **Children aged 10-14 years** use the computer daily for leisure time, on average, 40 minutes, and **young persons aged 15-24 years** one hour.

**Activities performed during the working days (Monday – Friday)**

During the week, 4.7% of the active part of a day (excluding sleep) is allocated to study. Children (aged 10-14 years) study daily, on average, 5:06 hours and young persons aged 15-24 years study daily 2:58 hours.

During the working days population aged 15 years and over work, on average, 3:33 hours (which represents 23.1% of the active part of a day). During the week employees work daily, on average, 7:44 hours (8:01 hours men, 38 minutes more than women). Employers spend at the work place, during the week, 8:01 hours daily (8:05 hours men, 17 minute more than women).

During the working days persons aged 65 years and over spend daily more time on household and family care (4:46 hours) than younger persons, aged 25-44 years (3:12 hours) and persons aged 15-24 years (1:50 hours).



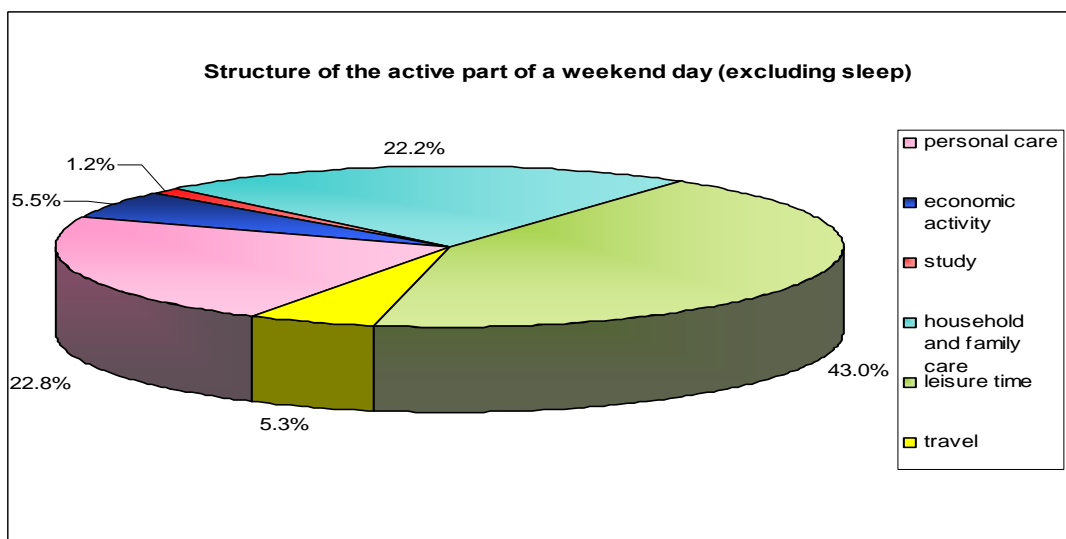
Activities performed during the weekend days (Saturday and Sunday)

During the weekend days, population aged 15 years and over allocate 43.0% of the active part of a day (excluding sleep) to leisure time. Of the 6:12 hours for leisure time, 2:40 hours are allocated to watch the TV. Population aged 65 years and over spend, during the weekend days, 3:05 hours watching TV.

The time used for household and family care, representing 22.2% of the active part of a weekend day, is evenly distributed by age group for the population aged 25 years and over (3:40 hours for the population aged 25-44 years; 3:43 hours for the population aged 45-64 years and 3:16 hours for the population aged 65 years and over).

During the weekend days, population aged 15 years and over work, on average, 48 minutes. Employers work, on average, 2:19 hours and employees 1:16 hours. In rural area, population work on Saturday and Sunday more than in urban area (1:02 hours in rural area, than 36 minutes in urban area).

The time allocated daily to study by children aged 10-14 years, during weekend days, is of 1:11 hours, while young persons aged 15-24 years study 38 minutes.



Sleep

Sleep is a necessary activity to which an important part of the time is allocated (8:37 hours in the working days and with 56 minutes more in the weekend days). Children (aged 10-14 years) sleep one hour and a half more than persons aged 25-44 years, in the working days, as well as in the weekend days. Also, persons aged 65 years and over sleep almost half an hour more than persons aged 25-44 years in the working days, and almost one hour and a half more in the weekend days.

METHODOLOGICAL SPECIFICATIONS

1. The data source is the Statistical survey on time use (TUS) carried out during one year, **366 consecutive days**, in the period **5 September 2011 - 4 September 2012**. The Statistical research follows the overall coordinates of the programme carried out by the Statistical Office of the European Union (EUROSTAT) aiming to implement selective statistical surveys based on harmonized European methodology, to ensure the increase of data comparability. To this end, TUS survey was carried out based on the "Guidelines for Harmonization of European Surveys on Time Use" from 2008. The statistical research on time use (TUS) is carried out at long period of times, of 10-12 years.
2. The subject of the survey were all persons aged 10 years and over, with their usual residence in the survey centers (urban and rural), members of the households randomly selected in all counties and Bucharest municipality;
3. Four types of forms were used for the data collection: household questionnaire; individual questionnaire, for persons aged 10 years and over; daily individual journal for adults/children, for persons aged 10 years and over; weekly individual journal for persons aged 15 years and over. The data were filled in the household questionnaire and individual questionnaire by interview, and in the daily individual journal for adults/children and weekly individual journal by self completion. The daily individual journal for adults/children was completed by persons aged 10 years and over that were present in the household, for two days (one working day and one weekend day) within a week, filling in all activities performed during 24 hours, by intervals, every 10 minutes;
4. The days from Monday to Friday were considered as working days and Saturday and Sunday as weekend days.
5. In **charts** the time is expressed in integers, with one decimal; the integer is the hours and the decimal is the percentage of an hour (e.g.: 2.7 hours/day represents 2 hours and 42 minutes) or as percentage of the total time length of the active part of a day. The active part of a day does not include the hours allocated to sleep.
6. For analysing the survey results a smaller classification of the activities was used (according to the EUROSTAT recommendations), resulting from the aggregation of activities comprised in the detailed list. **The analysis was made depending on the main activities performed by the population aged 10 years and over, the persons being able to perform secondary activities in parallel. The time is estimated as the average daily time necessary to perform different activities. Due to estimates, in the tables may be found differences of 1-2 minutes, as compared to the 24:00 hours of a day.** The aggregation of the activities used for data analysis is the following:

A. PERSONAL CARE

- A.1. Sleep
- A.2. Sick in bed
- A.3. Eating
- A.4. Washing and dressing
- A.5. Other personal care activities

B. WORK, STUDY, HOUSEHOLD AND FAMILY CARE, TRAVEL

- B.1. Economic activity
- B.2. Study
- B.3. Household and family care
 - B.3.1. Food management
 - B.3.2. Household upkeep
 - B.3.3. Making and care for textiles, garments and knitwear
 - B.3.4. Gardening and pet care
 - B.3.5. Construction and repairs
 - B.3.6. Shopping and services
 - B.3.7. Household management
 - B.3.8. Child care
 - B.3.9. Help to an adult household member
 - B.3.10. Unspecified household and family care
- B.4. Travel - by purpose (including travel for work or study)

C. LEISURE TIME

- C.1. Voluntary work and meetings
- C.2. Social life and entertainment
 - C.2.1. Social life
 - C.2.2. Entertainment and culture
 - C.2.3. Resting – time out
- C.3. Sports and outdoor activities
- C.4. Hobbies and computing
 - C.4.1. Arts and hobbies
 - C.4.2. Computing
 - C.4.3. Games
- C.5. Mass media
 - C.5.1. Reading
 - C.5.2. Watching TV (including video and DVD)
 - C.5.2. Listening to radio (including recordings)
- C.6. Other activities of leisure time

For more information please see the statistical publication „Time use in Romania”, deadline: 20 December 2013.

ANNEX

Average duration of the main activities, by age group and sex – working days

- hours and minutes/day -

AGE GROUP						
	TOTAL	10-14 years	15-24 years	25-44 years	45-64 years	65 years and over
PERSONAL CARE (excluding sleep)						
TOTAL	2:55	2:51	2:52	2:44	2:55	3:20
Male	3:00	2:52	2:56	2:49	3:02	3:28
Female	2:51	2:49	2:48	2:39	2:48	3:13
SLEEP						
TOTAL	8:37	9:36	8:46	8:03	8:29	9:36
Male	8:32	9:29	8:43	8:02	8:25	9:33
Female	8:41	9:44	8:49	8:04	8:32	9:39
ECONOMIC ACTIVITY						
TOTAL	3:33	-	1:54	5:49	3:56	0:39
Male	4:23	-	2:16	6:46	4:56	0:58
Female	2:47	-	1:31	4:50	3:01	0:27
STUDY						
TOTAL	0:43	5:06	2:58	0:02	-	-
Male	0:46	5:14	2:59	0:02	-	-
Female	0:41	4:57	2:57	0:02	-	-
HOUSEHOLD AND FAMILY CARE						
TOTAL	3:21	0:42	1:50	3:12	4:03	4:46
Male	1:58	0:32	1:04	1:36	2:26	3:39
Female	4:39	0:54	2:39	4:51	5:32	5:32
LEISURE TIME						
TOTAL	4:01	4:55	4:36	3:11	3:50	5:15
Male	4:23	4:59	4:57	3:36	4:15	5:54
Female	3:40	4:51	4:17	2:44	3:27	4:50
TRAVEL						
TOTAL	0:50	0:50	1:04	0:59	0:47	0:23
Male	0:58	0:53	1:07	1:08	0:55	0:29
Female	0:42	0:46	1:00	0:51	0:39	0:20

Average duration of the main activities, by age group and sex - weekend days

AGE GROUP						
	TOTAL	10-14 years	15-24 years	25-44 years	45-64 years	65 years and over
PERSONAL CARE (excluding sleep)						
TOTAL	3:18	3:09	3:14	3:18	3:18	3:24
Male	3:24	3:11	3:16	3:25	3:28	3:31
Female	3:12	3:07	3:12	3:10	3:09	3:19
SLEEP						
TOTAL	9:33	10:51	9:50	9:19	9:18	9:48
Male	9:33	10:49	9:46	9:22	9:19	9:44
Female	9:33	10:54	9:54	9:16	9:17	9:52
ECONOMIC ACTIVITY						
TOTAL	0:48	-	0:33	1:10	0:52	0:21
Male	1:03	-	0:40	1:28	1:11	0:32
Female	0:34	-	0:27	0:52	0:35	0:14
STUDY						
TOTAL	0:10	1:11	0:38	0:01	-	-
Male	0:10	1:09	0:37	0:01	-	-
Female	0:10	1:12	0:39	0:01	-	-
HOUSEHOLD AND FAMILY CARE						
TOTAL	3:12	0:55	1:52	3:40	3:43	3:16
Male	2:12	0:46	1:15	2:21	2:38	2:34
Female	4:09	1:05	2:30	5:03	4:43	3:45
LEISURE TIME						
TOTAL	6:12	7:14	6:56	5:41	6:03	6:40
Male	6:46	7:23	7:26	6:26	6:36	7:06
Female	5:41	6:58	6:26	4:55	5:35	6:20
TRAVEL						
TOTAL	0:46	0:42	0:56	0:50	0:45	0:32
Male	0:51	0:41	1:00	0:58	0:49	0:35
Female	0:41	0:43	0:53	0:42	0:41	0:29

Average duration of the main activities, by age group and sex - working days and weekend days

AGE GROUP						
	TOTAL	10-14 years	15-24 years	25-44 years	45-64 years	65 years and over
PERSONAL CARE (excluding sleep)						
TOTAL	3:06	3:00	3:03	3:01	3:07	3:22
Male	3:12	3:01	3:06	3:07	3:15	3:30
Female	3:01	2:58	3:00	2:55	2:59	3:17
SLEEP						
TOTAL	9:05	10:14	9:18	8:41	8:53	9:42
Male	9:03	10:09	9:15	8:42	8:52	9:38
Female	9:07	10:19	9:22	8:40	8:54	9:45
ECONOMIC ACTIVITY						
TOTAL	2:11	-	1:13	3:30	2:24	0:30
Male	2:43	-	1:28	4:07	3:04	0:45
Female	1:40	-	0:59	2:51	1:48	0:20
STUDY						
TOTAL	0:27	3:08	1:48	0:01	-	-
Male	0:28	3:12	1:48	0:01	-	-
Female	0:25	3:04	1:48	0:02	-	-
HOUSEHOLD AND FAMILY CARE						
TOTAL	3:17	0:49	1:51	3:26	3:53	4:01
Male	2:05	0:39	1:10	1:59	2:32	3:06
Female	4:24	0:59	2:35	4:57	5:07	4:39
LEISURE TIME						
TOTAL	5:06	6:05	5:48	4:26	4:57	5:57
Male	5:35	6:12	6:11	5:01	5:26	6:29
Female	4:40	5:55	5:21	3:49	4:32	5:35
TRAVEL						
TOTAL	0:48	0:46	1:00	0:55	0:46	0:28
Male	0:55	0:47	1:03	1:03	0:52	0:32
Female	0:42	0:45	0:56	0:47	0:40	0:25