



NATIONAL INSTITUTE OF STATISTICS
ROMANIA

« *La statistique [est la] science de l'État* »

Michel Foucault

WHAT does
the 2011 Census
tell us about

RELIGION?

- October 2013 -

With a tradition of more than 150 years, Romanian official statistics is coordinated and organized by the **National Institute of Statistics (INS)**, a central public administration specialized body subordinated to the Government of Romania.

Operating in a framework of professional independence and political neutrality, the **INS** is the main institution responsible for producing and disseminating official statistics in Romania.

Mission

The activity of the **INS** is essential both for the Government and the other co-authors of public policies with a view to knowing the Romanian society in a European context. Knowing the society from an economic and social point of view is necessary not only to the Government but also to Romanian and foreign investors, local authorities, economic operators, researchers or the general public.

As part of the European Statistical System alongside Eurostat (the Statistical Office of the European Commission) and the other statistical institutes of the 28 EU Member States, Romanian official statistics is in line with the methodologies and standards used at international and European level for investigating social and economic life.

Data source: INS

Contact data:

NATIONAL INSTITUTE OF STATISTICS

Bulevardul Libertății, nr. 16, Sector 5, București

Telephone: +4021 318 18 71; +4021 317 77 70

Fax: +4021 312 48 75

e-mail: romstat@insse.ro

<http://www.insse.ro>

Graphics: INS, Statistical Publications Editing Division

Cover photo: © c.vitty

INS, October 2013

What does the 2011 Census tell us about RELIGION?

- methodological note -

Religion is one of the most important factors in defining the identity of a nation. Collecting information on religious affiliation, in addition to data on ethnicity and mother tongue, makes the general picture of the society we live in complete.

In accordance with the law, these indicators were measured only for the persons interviewed during the Population and Housing Census conducted in October 2011. Religious affiliation was measured by aggregating the answers obtained (based on the freely given declaration of the persons interviewed) in response to the question: *"What religion does the person consider he/she belongs to?"*

For the 2011 Population and Housing Census, the calculation method to determine the weight of each cult involved the deduction of the population recorded under the "unavailable information" item from the total stable population.

The flyer focuses on the confessional structure resulting from the 2011 Census. This structure was compared to the results of the previous three Romanian Censuses that contained relevant information on religious affiliation, namely those conducted in 2002, 1992 and 1930.

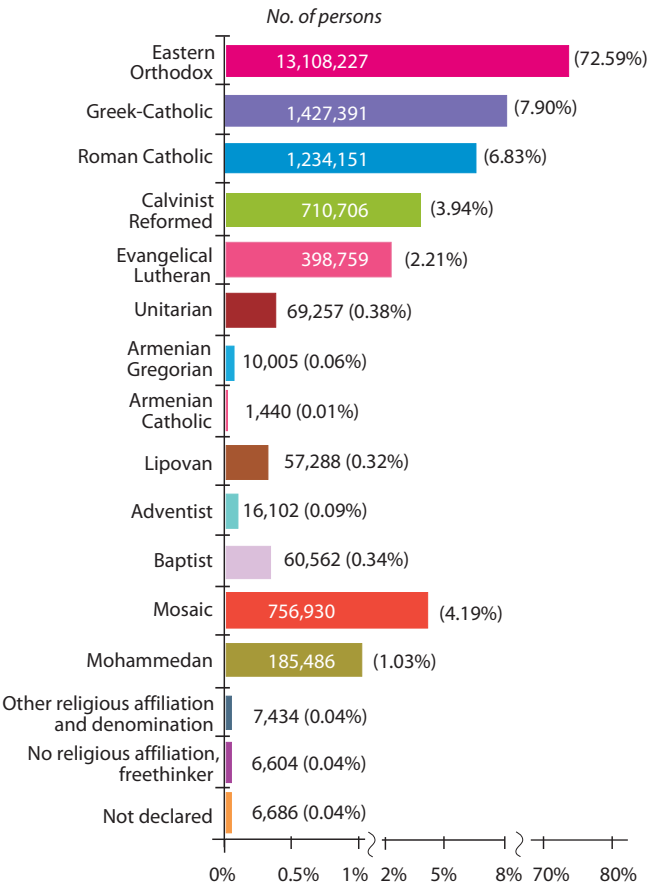
Definitions of the indicators used:

$W(65+)$ = the weight of elderly persons (aged 65 years or more) in the total number of persons pertaining to each religious cult.

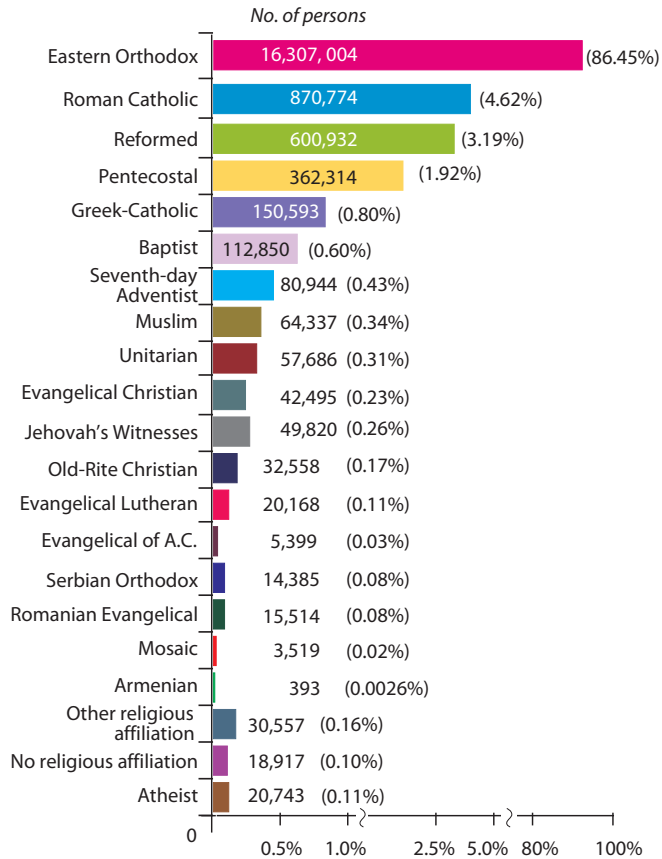
$W(<15)$ = the weight of the persons who, at the Census reference moment, had not turned 15 years in the total number of persons belonging to each religious cult.

AA = the average age of the persons belonging to each religious cult, which is calculated as an arithmetic mean of the ranges medians weighted by the number of persons of the concerned age.

RELIGIOUS AFFILIATION ACCORDING TO THE 1930 CENSUS



RELIGIOUS AFFILIATION ACCORDING TO THE 2011 CENSUS



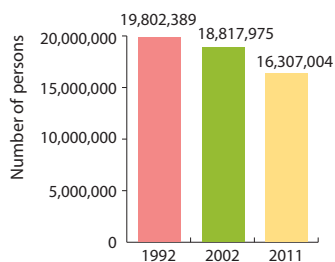
The evolution of the number of believers according to the Population Censuses of 1992, 2002 and 2011

| | 1992 | | 2002 | | 2011 | | | |
|------------------------------------|----------|---|----------|---|-----------|--------|--------|-------|
| | 22810035 | | 21680974 | | 20121641* | W(<15) | W(65+) | AA |
| Total population enumerated | | | | | 18861902 | 15,9% | 16,1% | 40,6 |
| | % | | % | | % | % | % | years |
| Eastern Orthodox | 86.81 | ↘ | 86.79 | ↘ | 86.45 | 14.7 | 16.6 | 41.3 |
| Roman Catholic | 5.09 | ↘ | 4.73 | ↘ | 4.62 | 15.2 | 16.9 | 41.0 |
| Reformed | 3.52 | ↘ | 3.23 | ↘ | 3.19 | 13.4 | 19.0 | 42.8 |
| Pentecostal | 0.97 | ↗ | 1.50 | ↗ | 1.92 | 29.9 | 10.3 | 31.7 |
| Greek-Catholic | 0.98 | ↘ | 0.88 | ↘ | 0.80 | 12.9 | 27.7 | 46.9 |
| Baptist | 0.48 | ↗ | 0.58 | ↗ | 0.60 | 16.2 | 20.2 | 42.2 |
| Seventh-day | | | | | | | | |
| Adventist | 0.34 | ↗ | 0.43 | → | 0.43 | 15.8 | 22.5 | 43.1 |
| Muslim | 0.25 | ↗ | 0.31 | ↗ | 0.34 | 21.1 | 9.7 | 35.4 |
| Unitarian | 0.34 | ↘ | 0.31 | → | 0.31 | 13.1 | 20.7 | 43.7 |
| Evangelical | | | | | | | | |
| Christian | 0.22 | ↘ | 0.21 | ↗ | 0.23 | 21.9 | 16.1 | 37.5 |
| Jehovah's Witnesses | - | | - | | 0.26 | 11.6 | 22.9 | 45.4 |
| Old-Rite Christian | 0.12 | ↗ | 0.18 | ↘ | 0.17 | 15.2 | 17.0 | 41.8 |
| Evangelical Lutheran | 0.11 | ↗ | 0.13 | ↘ | 0.11 | 11.1 | 26.7 | 47.3 |
| Evangelical of A.C. | 0.17 | ↘ | 0.04 | ↘ | 0.03 | 11.3 | 29.1 | 47.6 |
| Serbian Orthodox | - | | - | | 0.08 | 9.5 | 24.7 | 47.6 |
| Romanian Evangelical | - | | 0.08 | → | 0.08 | 15.9 | 21.1 | 42.1 |
| Mosaic | 0.04 | ↘ | 0.03 | ↘ | 0.02 | 5.5 | 45.4 | 58.6 |
| Other religious affiliation | 0.25 | ↗ | 0.41 | ↘ | 0.16 | 16.9 | 12.9 | 37.8 |
| Armenian | - | | - | | 0.002 | 9.7 | 27.0 | 48.3 |
| No religious affiliation | 0.11 | ↘ | 0.06 | ↗ | 0.10 | 23.4 | 7.6 | 32.8 |
| Atheist | 0.05 | ↘ | 0.04 | ↗ | 0.11 | 3.5 | 9.3 | 40.0 |

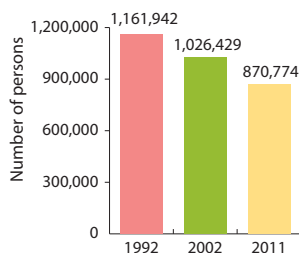
* The stable population (recorded in the "P" forms + the population indirectly collected from administrative sources).

The number of believers in Romania according to the Population Censuses of 1992, 2002 and 2011

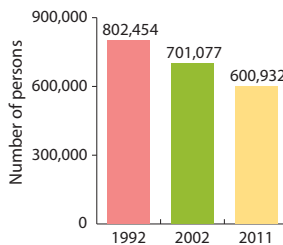
Eastern Orthodox



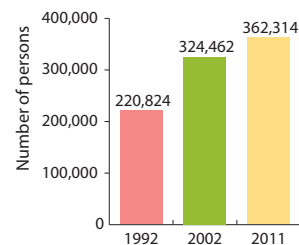
Roman Catholic



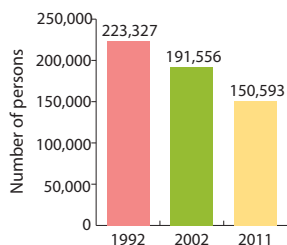
Reformed



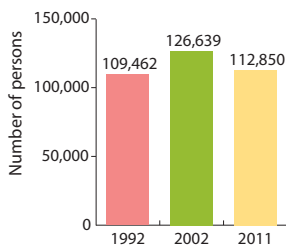
Pentecostal



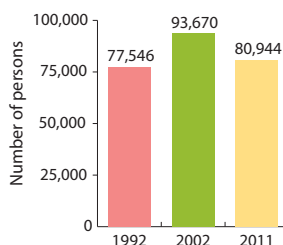
Greek-Catholic



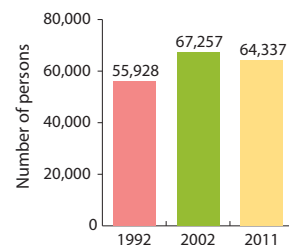
Baptist



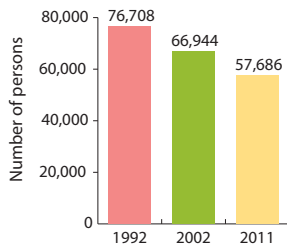
Seventh-day Adventist



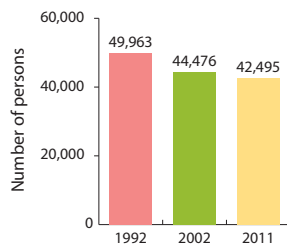
Muslim



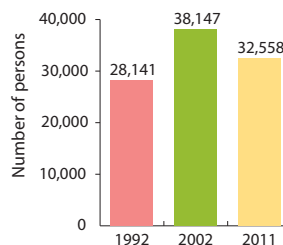
Unitarian



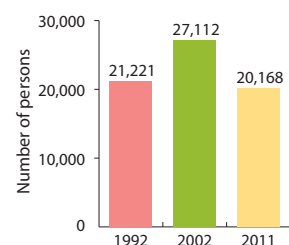
Evangelical Christian



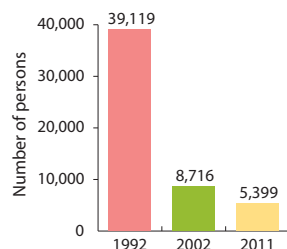
Old-Rite Christian



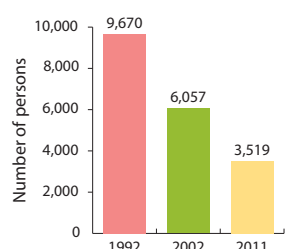
Evangelical Lutheran



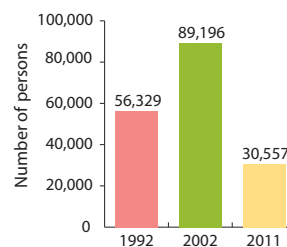
Evangelical of A.C.



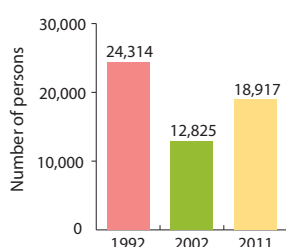
Mosaic



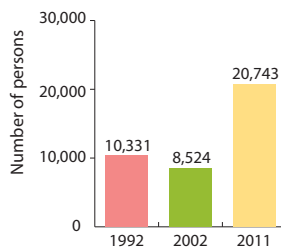
Other religious affiliation



No religious affiliation



Atheist



■ Results of the 1992 Census
■ Results of the 2002 Census
■ Results of the 2011 Census